

## Young Timer Touring Cup

### Mugello Racing Weekend

#### 1 Turno Prove Libere

### Classification

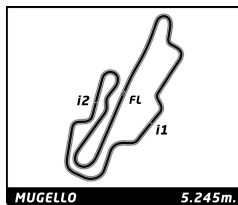
No	Driver	Nat	Team	Car	Cl.	Time	Lap	Total	Gap	Kph
1	7 Sergio GALBUSERA	ITA	TAC Motorsport A.S.D.	Lotus Elise Cup	Lotus Cup	<b>2:11.749</b>	7	10	-	- <b>143.3</b>
2	121 Camillo PICCIN	ITA		Honda Integra	E1 2.0	<b>2:18.071</b>	8	9	+6.322	+6.322 <b>136.8</b>
3	22 Gianfranco SCOPPA	ITA	Scuderia Vesuvio	Mini JCW EVO	Mini Cup	<b>2:19.873</b>	3	10	+8.124	+1.802 <b>135.0</b>
4	48 Giuseppe IUORIO	ITA	A.S.D. Race Project Team	Toyota Corolla TS	RS Plus	<b>2:25.487</b>	3	7	+13.738	+5.614 <b>129.8</b>
5	4 Giulio VALENTINI	ITA		Seat Leon Supercopa	Leon S.Co					
6	14 David DELLI GUANTI	ITA		BMW 3000	E1 Oltre 3					
7	20 Maurizio FUMI	ITA		Renault Clio Cup	Clio Cup					
8	27 Sebastiano SIBANI	ITA		BMW 318 IS Trofeo	318 Trofeo					
9	31 Federico BORRETT	ITA		BMW M3 E1	E1 Oltre 3					
10	58 Franco BARIN	ITA	FB Corse	Alfa Romeo 147 JTD	RS Plus					
11	79 Rino DE LUCA	ITA	VIMOTORSPORT A.S.D.	Honda Civic	E1 2.0					

**Fastest Lap:** Lap 7 Sergio GALBUSERA **2:11.749** 143.3 Kph

Published at: .....

Track Status: **DRY**

<b>Direttore di Gara:</b> CANU Antonio	<b>Il DS Cronometraggio</b> INNOCENTI Chiara
---	---



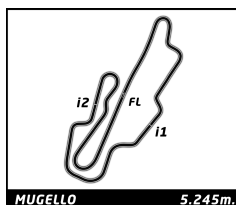
## Young Timer Touring Cup

### Mugello Racing Weekend

#### 1 Turno Prove Libere

### Best Sector Times

Sector 1			Sector 2			Sector 3			Ideal Lap	Best Lap	
Pos	No Driver	Time	No Driver	Time	No Driver	Time	Pos	No Driver			
1	7 S.GALBUSERA	44.663	7 S.GALBUSERA	40.258	7 S.GALBUSERA	43.998	1	7 S.GALBUSERA	2:08.919	2:11.749	(1)
2	22 G.SCOPPA	46.937	48 G.IUORIO	42.870	121 C.PICCIN	47.849	2	121 C.PICCIN	2:17.897	2:18.071	(2)
3	121 C.PICCIN	47.039	121 C.PICCIN	43.009	22 G.SCOPPA	48.470	3	22 G.SCOPPA	2:19.354	2:19.873	(3)
4	48 G.IUORIO	48.258	22 G.SCOPPA	43.947	48 G.IUORIO	50.443	4	48 G.IUORIO	2:21.571	2:25.487	(4)



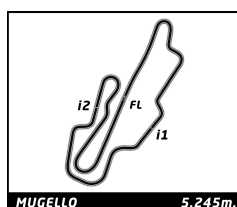
## Young Timer Touring Cup

### Mugello Racing Weekend

#### 1 Turno Prove Libere

#### Best Top Speed

No Driver	Team	Class	Top 1		Top 2		Top 3		Top 4		Top 5		Avg	
			Kph	Lap	Kph	Lap	Kph	Lap	Kph	Lap	Kph	Lap		
7	Sergio GALBUSERA	TAC Motorsport A.S.D.	Lotus Cup	<b>229.9</b>	8	209.5	7	198.8	5	172.6	3	168.8	9	195,9
121	Camillo PICCIN		E1 2.0	<b>221.0</b>	9	218.8	7	218.8	8	217.4	6	180.9	2	211,4
22	Gianfranco SCOPPA	Scuderia Vesuvio	Mini Cup	<b>213.6</b>	7	210.3	6	209.5	10	209.1	9	207.5	4	210,0
48	Giuseppe IUORIO	A.S.D. Race Project Team	RS Plus	<b>187.1</b>	7	186.8	4	185.8	3	182.7	2	122.6	6	173,0
4	Giulio VALENTINI		Leon S.Copa											
14	David DELLI GUANTI		E1 Oltre 3000											
20	Maurizio FUMI		Clio Cup											
27	Sebastiano SIBANI		318 Trofeo											
31	Federico BORRETT		E1 Oltre 3000											
58	Franco BARIN	FB Corse	RS Plus											
79	Rino DE LUCA	VIMOTORSPORT A.S.D.	E1 2.0											

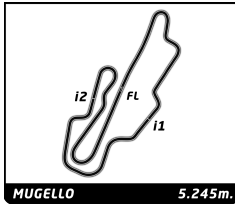


## Young Timer Touring Cup Mugello Racing Weekend 1 Turno Prove Libere

### Sector Analysis

— Invalidated Lap    ■ Personal Best    ■ Session Best    B Crossing the pit lane

Lap	Time	Sector 1	Sector 2	Sector 3	T.Spd	Elapsed	Lap	Time	Sector 1	Sector 2	Sector 3	T.Spd	Elapsed	
<b>7</b>	<b>Sergio GALBUSERA</b> ITA TAC Motorsport A.S.D. Lotus Elise Cup													
1	3:20.917	1:22.537	54.884	1:03.496	83.4	3:20.917								
2	2:38.496	58.531	48.118	51.847	162.3	5:59.413								
3	2:40.679	54.553	45.750	1:00.376	172.6	8:40.092								
4	2:43.128	1:00.898	51.362	50.868	136.9	11:23.220								
5	2:21.032	47.626	41.967	51.439	198.8	13:44.252								
6	2:21.147	52.228	42.950	45.969	152.1	16:05.399								
7	<b>2:11.749</b>	45.818	40.861	45.070	209.5	18:17.148								
8	2:13.591	<b>44.663</b>	40.800	48.128	229.9	20:30.739								
9	3:30.287 <b>B</b>	51.695	47.652	1:50.940	168.8	24:01.026								
10	2:18.396	54.140	<b>40.258</b>	<b>43.998</b>	148.9	26:19.422								
<b>22</b>	<b>Gianfranco SCOPPA</b> ITA Scuderia Vesuvio Mini JCW EVO													
1	3:11.423	1:23.652	54.169	53.602	85.7	3:11.423								
2	2:22.739	49.077	44.705	48.957	199.5	5:34.162								
3	<b>2:19.873</b>	47.456	<b>43.947</b>	<b>48.470</b>	199.9	7:54.035								
4	3:10.469	<b>46.937</b>	44.055	1:39.477	207.5	11:04.504								
5	2:25.038	49.077	46.604	49.357	187.4	13:29.542								
6	2:24.018	48.305	46.021	49.692	210.3	15:53.560								
7	2:23.419	48.372	46.184	48.863	213.6	18:16.979								
8	2:23.742	48.523	45.190	50.029	202.1	20:40.721								
9	2:22.249	47.142	45.065	50.042	209.1	23:02.970								
10	2:25.735	48.921	45.800	51.014	209.5	25:28.705								
<b>48</b>	<b>Giuseppe IUORIO</b> ITA A.S.D. Race Project Team Toyota Corolla TS													
1	3:08.247	1:18.314	52.804	57.129	77.7	3:08.247								
2	2:31.170	52.797	46.677	51.696	182.7	5:39.417								
3	<b>2:25.487</b>	50.092	44.317	51.078	185.8	8:04.904								
4	2:33.947	49.084	44.752	1:00.111	186.8	10:38.851								
5	4:47.824 <b>B</b>	1:05.943	57.198	2:44.683	119.9	15:26.675								
6	2:32.352	59.039	<b>42.870</b>	<b>50.443</b>	122.6	17:59.027								
7	3:29.685 <b>B</b>	<b>48.258</b>	43.579	1:57.848	187.1	21:28.712								
<b>121</b>	<b>Camillo PICCIN</b> ITA Honda Integra													
1	3:11.271	1:21.999	54.671	54.601	77.7	3:11.271								
2	2:27.952	50.946	46.997	50.009	180.9	5:39.223								
3	2:25.622	48.625	45.072	51.925		8:04.845								
4	5:22.682 <b>B</b>	48.688	47.020	3:46.974		13:27.527								
5	2:41.900	1:05.461	46.187	50.252	116.3	16:09.427								
6	2:20.861	47.101	44.327	49.433	217.4	18:30.288								
7	2:20.167	<b>47.039</b>	44.307	48.821	218.8	20:50.455								
8	<b>2:18.071</b>	47.213	<b>43.009</b>	<b>47.849</b>	218.8	23:08.526								
9	2:22.840	50.080	44.855	47.905	221.0	25:31.366								


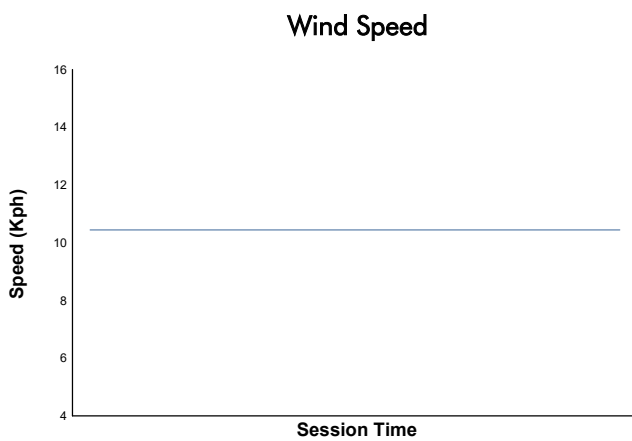
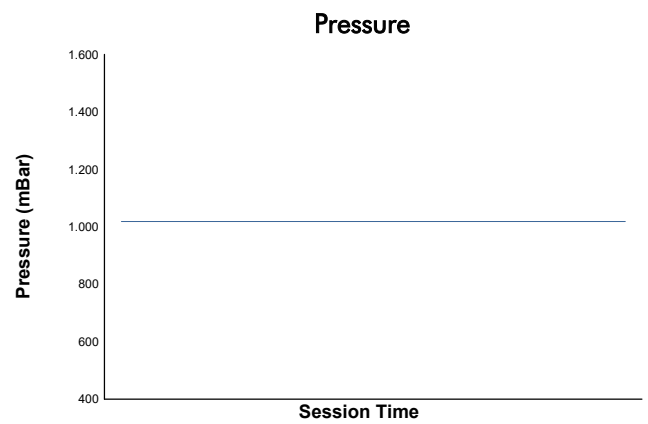
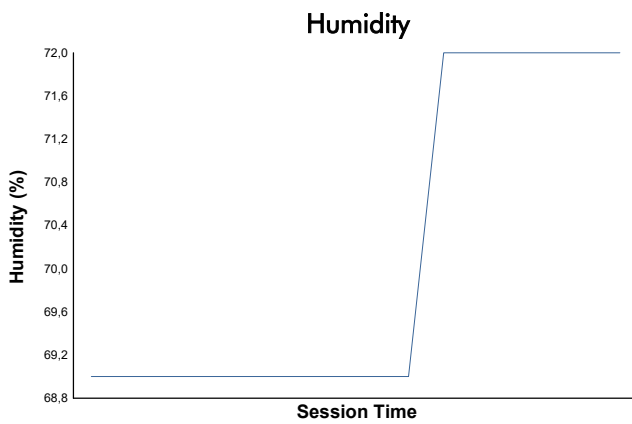
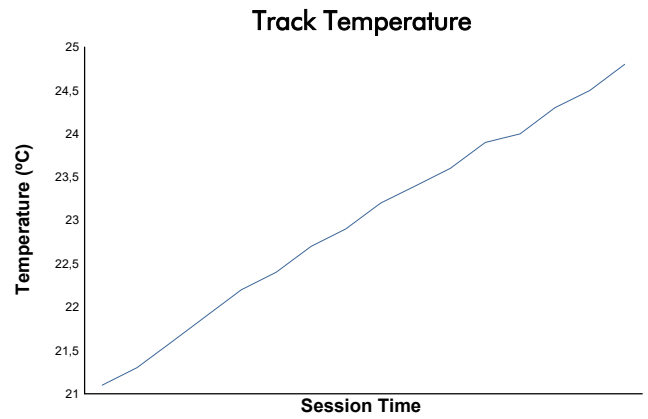
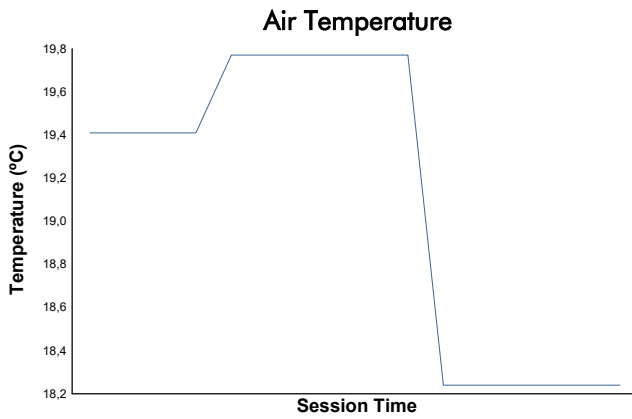


# Mugello Racing Weekend

## Young Timer Touring Cup

### 1 Turno Prove Libere

## Weather Report



Track Status: **DRY**